



# Fortress Transportation and Infrastructure Investors LLC

---

October 2016



FORTRESS  
TRANSPORTATION  
& INFRASTRUCTURE

# Disclaimers

---

**IN GENERAL.** This disclaimer applies to this document and the verbal or written comments of any person presenting it. This document, taken together with any such verbal or written comments, is referred to herein as the “Presentation.”

**FORWARD-LOOKING STATEMENTS.** Certain statements in this Presentation may constitute “forward-looking statements” within the meaning of the Private Securities Litigation Reform Act of 1995, of Fortress Transportation and Infrastructure Investors LLC (referred to in this Presentation as “FTAI,” the “Company,” or “we”), including without limitation, ability to achieve key investment objectives, expansion and growth opportunities, pipeline activity and investment of existing cash, expectations regarding additional FAD and/or EBITDA from investments, growth of Jefferson Terminal and CMQR, future development of Hannibal and Repauno, whether equipment will be able to be leased including vessels within our Offshore Energy segment currently off hire and expected profits from any future charters, completion of new tanks at Jefferson Terminal, the tax-exempt status of the recent financing, bank borrowings and future debt capacity, financing activities and other such matters. These statements are based on management’s current expectations and beliefs and are subject to a number of trends and uncertainties that could cause actual results to differ materially from those described in the forward-looking statements, many of which are beyond our control. FTAI can give no assurance that its expectations will be attained. Accordingly, you should not place undue reliance on any forward-looking statements made in this Presentation. For a discussion of some of the risks and important factors that could affect such forward-looking statements, see the sections entitled “Risk Factors” and “Management’s Discussion and Analysis of Financial Condition and Results of Operations” in the Company’s most recently filed reports on Form 10-K and quarterly reports on Forms 10-Q (when available), which are included on the Company’s website ([www.ftandi.com](http://www.ftandi.com)). In addition, new risks and uncertainties emerge from time to time, and it is not possible for the Company to predict or assess the impact of every factor that may cause its actual results to differ from those contained in any forward-looking statements. Such forward-looking statements speak only as of the date of this Presentation. The Company expressly disclaims any obligation to release publicly any updates or revisions to any forward-looking statements contained herein to reflect any change in the Company’s expectations with regard thereto or change in events, conditions or circumstances on which any statement is based.

**PAST PERFORMANCE.** Past performance is not a reliable indicator of future results.

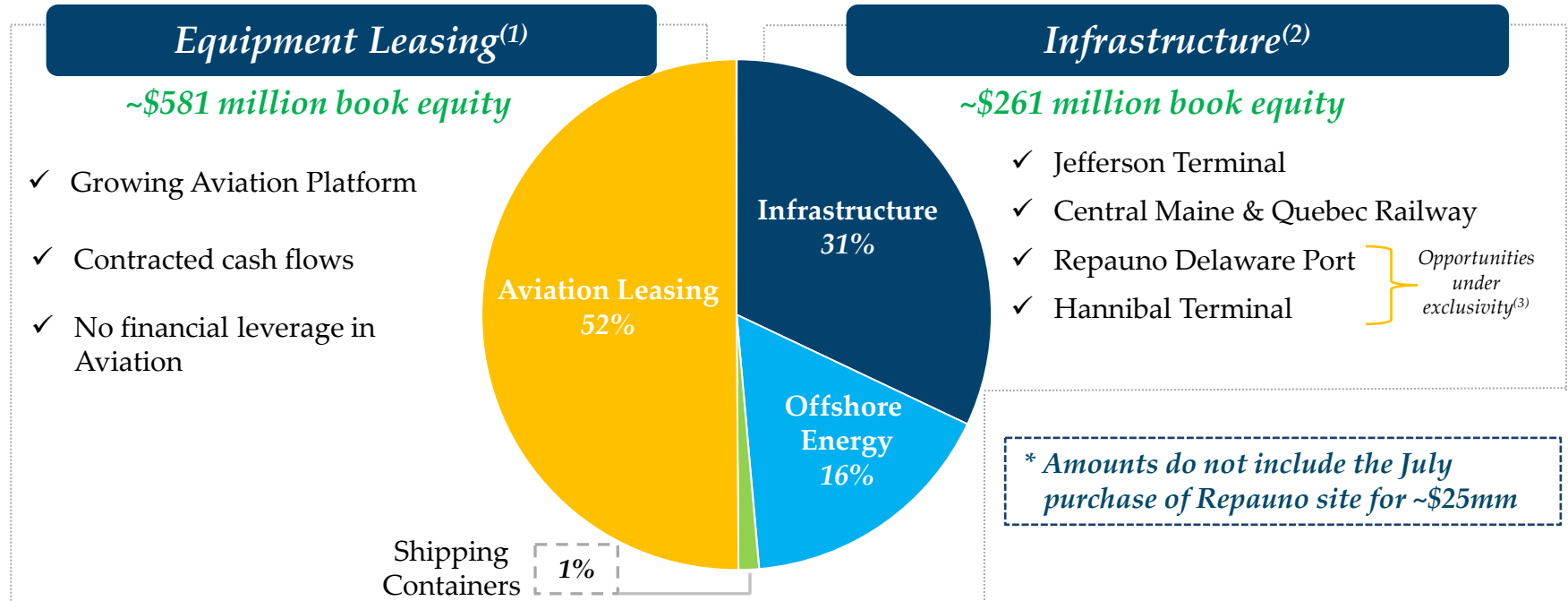
**NO OFFER; NO RELIANCE.** This Presentation does not constitute an offer to sell, or a solicitation of an offer to buy, any security and may not be relied upon in connection with the purchase or sale of any security. Any such offer would only be made by means of formal documents, the terms of which would govern in all respects. You should not rely on this Presentation as the basis upon which to make any investment decision.

**NON-GAAP FINANCIAL INFORMATION.** This Presentation includes information based on financial measures that are not recognized under generally accepted accounting principles (GAAP), such as Adjusted Net Income, Adjusted EBITDA, and FAD. You should use non-GAAP information in addition to, and not as an alternative to, financial information prepared in accordance with GAAP. See Reconciliation and Glossary in the Appendix to this Presentation for reconciliations to the most comparable GAAP measures and an explanation of each of our non-GAAP measures. Our non-GAAP measures may not be identical or comparable to measures with the same name presented by other companies.

# FTAI: Introduction

*Fortress Transportation and Infrastructure Investors (NYSE: FTAI) owns and operates high quality transportation and infrastructure assets*

- Key investment objectives:
  - Combine *income & growth* through a mix of equipment (primarily aviation) & infrastructure (primarily ports, terminals and rails)
  - Pay a *stable & growing* dividend



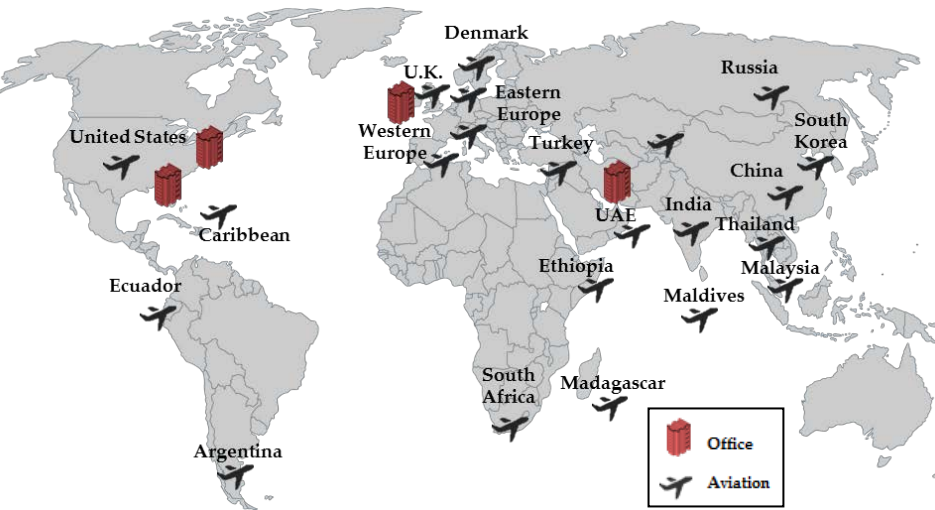
1) Equipment Leasing business is comprised of Aviation Leasing, Offshore Energy, and Shipping Containers segments. Book equity is calculated as total equity less non-controlling interest in equity of consolidated subsidiaries as of June 30, 2016.

2) Infrastructure business is comprised of Jefferson Terminal and Railroad segments. Book equity is calculated as total equity less non-controlling interest in equity of consolidated subsidiaries as of June 30, 2016, and also includes \$17.0 million investment in Hannibal Terminal development, \$1.3mm of capitalized deal costs also related to Hannibal Terminal development, as well as \$7.6 million of capitalized deal costs related to the Repauno Delaware Port, which were all included in the Corporate segment as of June 30, 2016.

3) There can be no assurance that we will be successful in acquiring any such assets or, if acquired, that they will generate returns meeting our expectations, or at all. Some of our committed investments and pipeline investments are subject to definitive documentation, agency consent and board approval. Committed investments and pipeline investments are also subject to varying degrees of diligence. There can be no assurance that we will complete any such investments. See "Forward-Looking Statements" at the beginning of this presentation.

# Aviation: A Differentiated Model – Engines the Key!

## Engines and Aircraft for Dividend Coverage



### Aviation Leasing

24 passenger aircraft

47 commercial jet engines

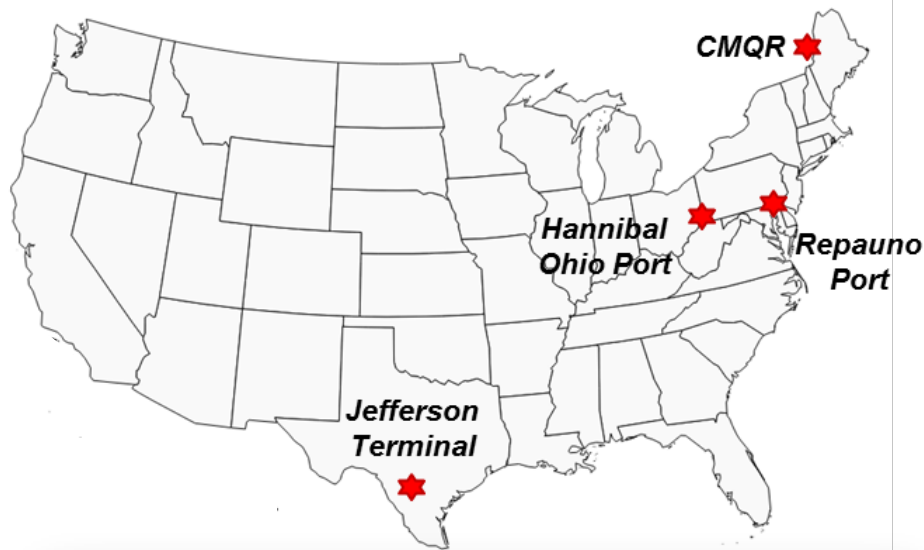
Shareholders' Equity of \$437 million<sup>(1)</sup>



- Engine leasing core competency
- Annualized EBITDA is in excess of 20% of equity.
- No debt on portfolio
- Team, capital structure, focus = sustainable advantage



## Development Projects to Produce Long Term Growth



### Jefferson

- ❑ Terminal in Beaumont, Texas that handles crude, ethanol and refined products.

### CMQR

- ❑ Short line railroad running from Montreal to the east coast of Maine.

### Repauno

- ❑ Privately owned seaport and multimodal hub on the Delaware River near Philadelphia.

### Hannibal

- ❑ Privately owned industrial port and rail facility in the heart of the Marcellus and Utica.

# Capital Structure & Financing Strategy

- Conservative approach to leverage
  - Current leverage of less than 20% of total capital with longer term target of 50%
  - Significant additional leverage capacity
- Total book value attributable to FTAI shareholders' of approximately \$1.1 billion, or \$14.53 per share <sup>(1)</sup>

<i>(\$s in millions)</i>	<u>June 30, 2016</u>	<u>Long Term Target</u>
<b>Cash &amp; Cash Equivalents</b>	\$276	\$1,226
<b>Total Debt</b>	\$263 <sup>(2)</sup>	\$1,213
Shareholders' Equity	\$1,100	\$1,100
Non-controlling Interest	115	115
<b>Total Equity</b>	<b>\$1,215</b>	<b>\$1,215</b>
<b>Total Capitalization</b>	<b>\$1,478</b>	<b>\$2,428</b>
<b>Debt/Total Capital</b>	<b>18%</b>	<b>50%</b>

1) Book value per share calculation based on \$1,100mm Shareholders' Equity divided by 75.7mm shares outstanding at June 30, 2016.

2) Total debt of \$263mm is offset by approximately \$7mm of deferred financing costs; gross debt outstanding was \$270mm at June 30, 2016.

# FTAI: Summary<sup>(1)</sup>

1. AVIATION: Growing portfolio generating significant contracted cash flow to cover dividend.
2. INFRASTRUCTURE: Attractive, well located, North American ports, railroads and terminals with multiple development opportunities.

## Valuation vs. Comps

		2016 Dividend Yield Sensitivity						Book Value Multiple Sensitivity			
		11.2%	10.0%	8.0%	6.0%			0.81x	1.00x	1.25x	1.50x
Implied Stock Price		\$11.75	\$13.20	\$16.50	\$22.00	Implied Stock Price		\$11.75	\$14.52	\$18.14	\$21.77
	% Change	---	12%	40%	87%		% Change		---	24%	54%

